








































Y6 iLanguages French Scheme of Work Overview





Symbols key:

Culture	Vocabulary	Listening	Speaking	Reading	Writing	Phonics	Grammar	Singing	Watching	Collaborative learning
										

Week	Learning Outcomes	Skills
1: Etre and Avoir	Revise the conjugation of être and avoir and become more confident in using all parts of these irregular verbs. Learn how to pronounce parts of être and avoir correctly, especially silent letters.	
2: Etre and avoir	Revise the conjugation of être and avoir and become more confident in using all parts of these irregular verbs. Learn how to listen carefully and distinguish between the different parts of être and avoir.	
3: Etre and avoir with questions	Use a variety of conjugations of être and avoir to ask and answer a series of questions. Learn how ask questions in different ways using intonation	
4: The time: hour, quarter and half past	Learn how ask the time. Learn how to tell the time on the hour, quarter past and half past.	
5: The time: minutes past the hour	Revise how to tell the time on the hour, quarter past and half past. Learn how to tell the time using minutes past the hour.	
6: The time: minutes to the hour	Revise how to tell the time using minutes past the hour. Learn how to tell the time using minutes to the hour.	
7: Daily routine	Be able to understand and describe their daily routine. Revise the time.	

		
8. Daily routine in other countries	Revise daily routine. Learning about children's daily routine in another culture.	
9: Houses	Learn to give opinions about houses. Be able to make comparisons using adjectives.	
10: Comparatives and preferences	Revise comparatives Be able to talk about their favorite house/ hobby/ subject.	
11: The three little pigs	Appreciate a story and understand the main points Perform a play to an audience	
12: Rooms in the house	Learn vocabulary to describes rooms in the house Be able to describe one's own house	
Christmas: Christmas presents	Learn about children's favourite toys around the world. Be able to describe what Christmas presents they got/didn't get/hope to get. Be able to give their opinion on their presents/favourite toys.	
13: The best place in the world: home	Revise vocabulary to describes rooms in the house Build phrases using je peux plus an infinitive Learn avoir phrases and appreciate a story	
14: My bedroom	Revise vocabulary to describes items in the bedroom Revise here is/are and possessive adjectives	
15: Bedrooms around the world	Revise vocabulary to describes what children have in their bedroom Learn and present about what children around the world have in their room	
16: Places in a town	Learn vocabulary for places in a town Learn about a French city and research and present information about a city	

		
17: Revision of aller and places in town	Revise vocabulary for places in a town Revise the conjugation of aller (to go)	
18: Directions	Learn language relating to directions Revise language for places in a town	
19: Directions part 2	Learn more language relating to directions Be able to understand and give directions orally	
20: Buying food	Revise vocabulary for buying food Learn how to buy food in a shop	
21: Numbers 1-100	Revise vocabulary for buying items Learn numbers 61-100	
Easter: April fool's day	Learn about the tradition of April Fool in France and Belgium. Learn about the factual information in France, Belgium and around the word. Learn further vocabulary.	
22: Numbers revision and cafe	Revise numbers 1-100 Conversations in a café	
23: French food and menus	Revise conversations in a café Learn about famous French food and French menus	
24: The past (perfect) tense	Learn how to form the perfect tense Differentiate between the present and perfect tenses	
25: The past (perfect) tense part 2	Practise the perfect tense Learn how to say I/he/she went	

<p>26: Speaking assessments</p>	<p>Practise their speaking assessment questions Complete their speaking assessments Prepare a presentation on a famous dish from France</p>	
<p>27:</p>	<p>Revise the simple future tense</p>	
<p>28:</p>	<p>Revise numbers, the time, daily routine and descriptions of bedroom Practice listening assessment</p>	
<p>29:</p>	<p>Complete an assessment in the different language skills.</p>	
<p>30:</p>	<p>Pronounce the letters of the French alphabet Be able to spell out words given in separate letters Listen to words spelt out accurately write them down</p>	